

Fixed Aluminum Wall Ladders

05 51 33.13 / PRE
BUYLINE 2268

Fixed
Aluminum
Wall Ladders



Precision Ladders, LLC

www.PrecisionLadders.com

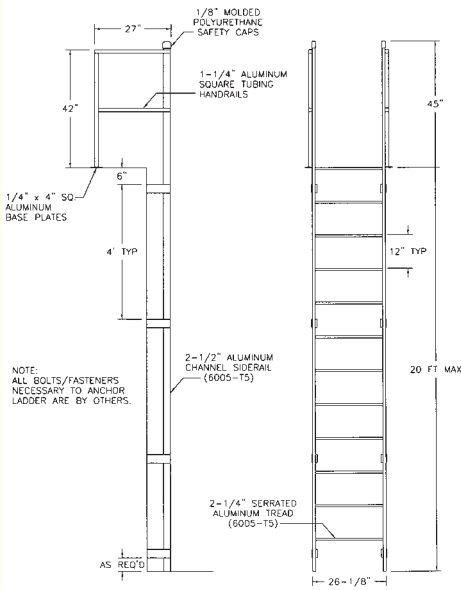
Precision Ladders, LLC • P.O. Box 2279 • Morristown, TN 37816
Phone: (800) 225-7814 or (423) 586-2265 • Fax: (423) 586-2091
email: laddersales@precisionladders.com • www.precisionladders.com



Precision Fixed Aluminum Ladders

Fixed
Aluminum
Wall Ladders

FIXED LADDER w / WALK-THRU

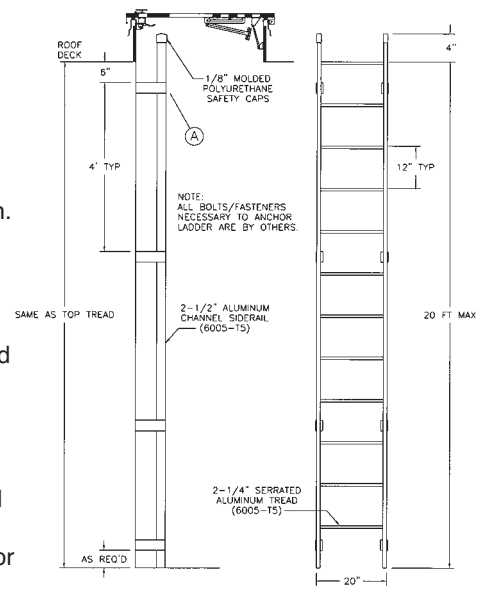


At left: Model FL-XX (XX=vertical height in inches) aluminum ladder with 42" walk through.

At right: Model FL-XX aluminum ladder to roof hatch. Perfect match with a Precision model PH-X roof hatch.

Below right: Example of a caged aluminum ladder with rest platform and 42" walk through side rails. This can be altered to exit at different levels & modified for roof hatch access.

FIXED LADDER TO ROOF HATCH

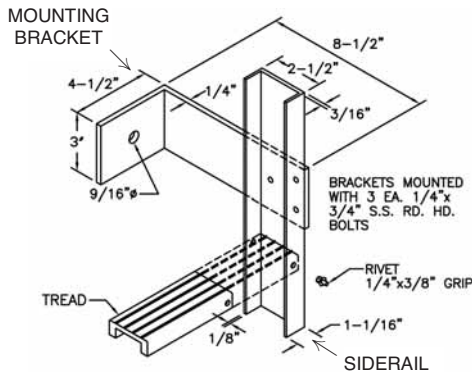
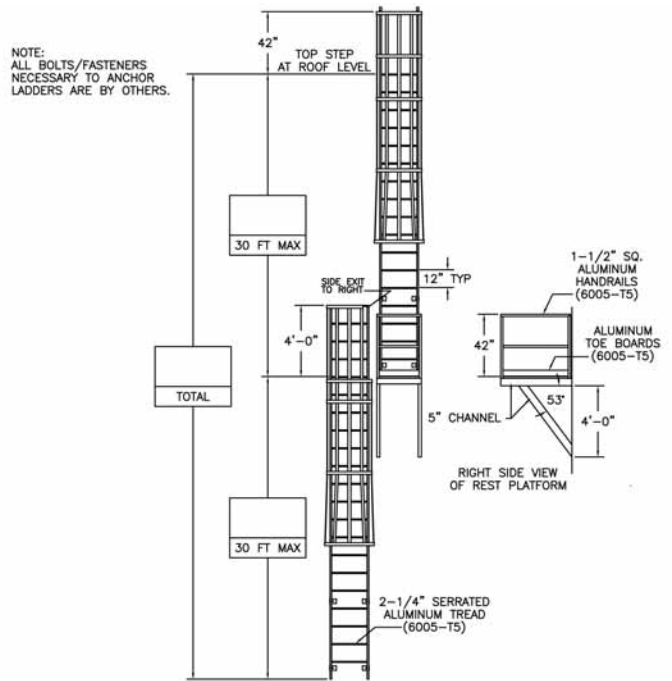


SAFETY

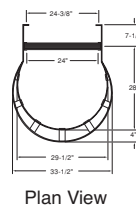
Safety counts, that is why PRECISION ladder treads are a full 2 1/4" in width and deeply serrated to provide maximum traction. Also, all edges on the side rails and treads have been eased (rounded off) to provide a more comfortable, powerful grip.



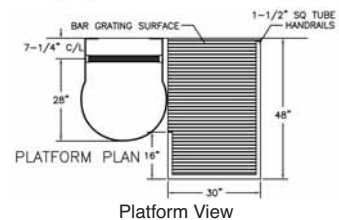
FIXED LADDER w/CAGE & REST PLATFORM
(REST PLATFORM REQUIRED FOR HEIGHTS OVER 30 FT)



DETAIL "A"



Plan View



Platform View

Phone (800) 225-7814 • Fax (423) 586-2091
DWG Files Available for download
@ www.precisionladders.com
Consult factory for custom ladders.

Precision Ladders, LLC

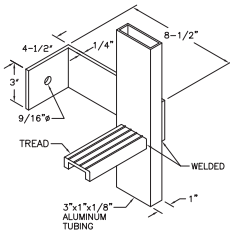
www.PrecisionLadders.com



Precision Tubular Fixed Ladders

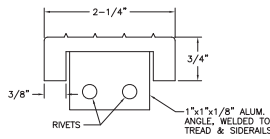
In cases where the bracket spacing may be greater than 4 feet or when a heavy duty ladder is required a Precision Model FLH aluminum ladder is used. Tubular Fixed Ladders feature all welded construction. The treads are both welded and riveted to the siderails.

SIDERAIL DETAIL □



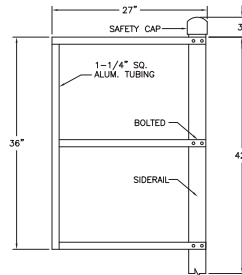
TREAD DETAIL □

1,500 LB LOAD RATING



INDIVIDUAL TREADS TESTED AT 3,000 LBS WITHOUT FAILURE

HANDRAILS □
(FIXED VERTICAL LADDER w/WALK-THRU)



Options For Special Requirements

Safety Cages:

Required on all ladders exceeding 20 feet. The maximum unbroken length is 30 feet (plus extensions), also recommended for shorter ladders in hazardous locations. The cage must begin between 7 feet and 8 feet above the base of the ladder. Safety cages are also available to fit existing ladders (steel or aluminum).

Security Measures:

Precision offers a standard aluminum door that closes off the first 7 feet of ladder to prevent unauthorized access. When using a caged ladder, a security gate is the better option. The gate closes the lowest hoop of the cage to ensure only authorized people use the ladder. Both are available for retro fit.

Fall Prevention System:

For protection on ladders using a safety-harness and sleeve mechanism. The product will not allow the climbers to fall more than 6 inches. May be used on tower, water tank and chimney ladders in lieu of a cage and rest platforms.

Finishes:

Precision offers all of its aluminum ladders in mill finish (std.), powder coat or finished with clear anodizing.


Other Products Available From Precision



Pivitol Ladder



Ships Ladders



Roof Hatches

Fixed
Aluminum
Wall Ladders

Precision Ladders, LLC

www.PrecisionLadders.com



Specifications

Fixed Aluminum Wall Ladders

Precision Ladders, LLC

www.PrecisionLadders.com

SECTION 05 51 33.13

Fixed Aluminum Wall Ladders

PART 1: GENERAL

1.01 SUMMARY

- A. Aluminum Fixed Vertical Ladder including ladder, cage, rest platforms, floor mounting brackets, security doors, walk-thru side rails, and security gates.
- B. Products required, but not supplied under this section.
 - 1. Required fasteners.

1.02 SYSTEM DESCRIPTION

- A. The system is an aluminum ladder designed to attach to a wall. A cage is required for ladders exceeding 20'0" (or at a height dictated by local codes). A rest platform(s) is required so that no ladder segment exceeds 30'0" in height. Floor mounting brackets are optional when ladder bottom is at floor level. A safety cap at the top of the stringers is furnished on ladders requiring same. Standard riser height is 12". Ladder shall be able to withstand 1,500 lb. loading without failure.
- B. Security doors and walk-thru side rails can be furnished as an option.

1.03 DELIVERY, STORAGE, AND HANDLING

- A. Examine ladder when it arrives on site. Notify the carrier and manufacturer of any damage.
- B. Store ladder until installation under roof, if possible; or, if stored outside, under a tarp or suitable cover.

1.04 WARRANTY

The ladder carries a limited warranty of five (5) years against defective material and workmanship, covering parts only, no labor or freight. Defective parts, if deemed so by the manufacturer, will be replaced at no charge, freight excluded, upon inspection at manufacturer's plant which warrants same.

1.05 MAINTENANCE

- A. Under normal usage, the ladder shall require no preventive maintenance.
- B. No "spare parts" shall be required.

PART 2: PRODUCTS

2.01 MANUFACTURER

Precision Ladders, LLC
P.O. Box 2279
Morristown, TN 37816
Phone: (800) 225-7814
Fax: (423) 586-2091

2.02 MATERIALS

A. LADDER

- 1. Stringers (Siderail)
 - 1.1 Aluminum channel. (6005-T5)
 - 1.2 2 1/2" x 1 1/16" x 1/8".
 - 1.3 1/8" molded polyurethane safety caps provided at top.
- 2. Treads
 - 2.1 Extruded aluminum (6005-T5)
2 1/4" x 3/4" x 1/4".
 - 2.2 Treads deeply serrated for safety.

3. Mounting Bracket

- 3.1 8 1/2" x 4 1/2" x 3" aluminum wall bracket
- 3.2 1/2" x 2" x 3" floor bracket. (Optional)

B. WALK-THRU

- 1. 1 1/4" aluminum square tube.
- 2. 4" x 4" x 1/4" aluminum mounting brackets.

C. CAGE

1/4" x 2" aluminum flat bar. (6005-T5).

D. REST PLATFORM

- 1. 30" x 48" standard. (Larger sizes optional)
- 2. Bar Grating surface standard. (Other surface optional)
- 3. Aluminum toe boards. (6005-T5).

E. SECURITY OPTIONS

- 1. 1/8" aluminum door (3003-H14). (Optional)
- 2. Hinged gate at bottom of cage. (Optional)

F. SAFETY

- 1. 42" handrail at platforms.
- 2. Fall prevention system for protection of personnel. (Optional). NOTE: May be used on tower, water tank and chimney ladders in lieu of cage where codes permit.

G. MANUFACTURED UNITS

The Fixed Vertical Ladder is a Model FL--*.
(* Total level to level in inches)

H. ACCESSORIES

None

I. FABRICATION

- 1. The ladder is completely fabricated and ready for installation before shipment to the site.
- 2. Any walk-thru, cages, platforms, and security doors are completely fabricated and ready for field attachment to the ladder before shipment to the site.

J. FINISHES

- 1. Mill finish on aluminum ladder components.
- 2. Finish options include powder coat or anodized. (Optional).

PART 3: EXECUTION

3.01 INSTALLATION

Install per the manufacturer's installation instructions.

3.02 FIELD QUALITY CONTROL

The manufacturer has representatives in all areas of the United States and Canada. For the name of the closest representative, call (800) 225-7814.

Note: When a heavy duty Tubular Ladder is required consult factory for specification details.