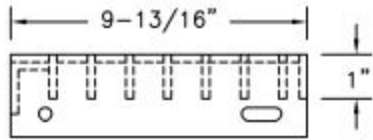


# ALUMINUM ALTERNATING TREAD STAIR w/ WALK-THRU

## (A) 19-SGI-4 BAR GRATING TREAD

(GROOVED NOSING)



TREAD WELDED AND BOLTED TO STRINGER WITH 3/8" HEX HEAD BOLTS

1-1/4" SCH 40 ALUMINUM PIPE HANDRAIL (6005-T5) BOTH SIDES

ONLY RIGHT SIDE TREADS SHOWN

FULL TREAD ON LEFT SIDE

AS REQ'D

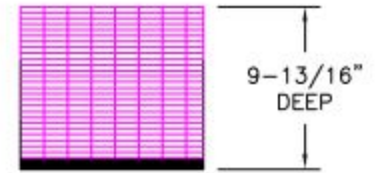
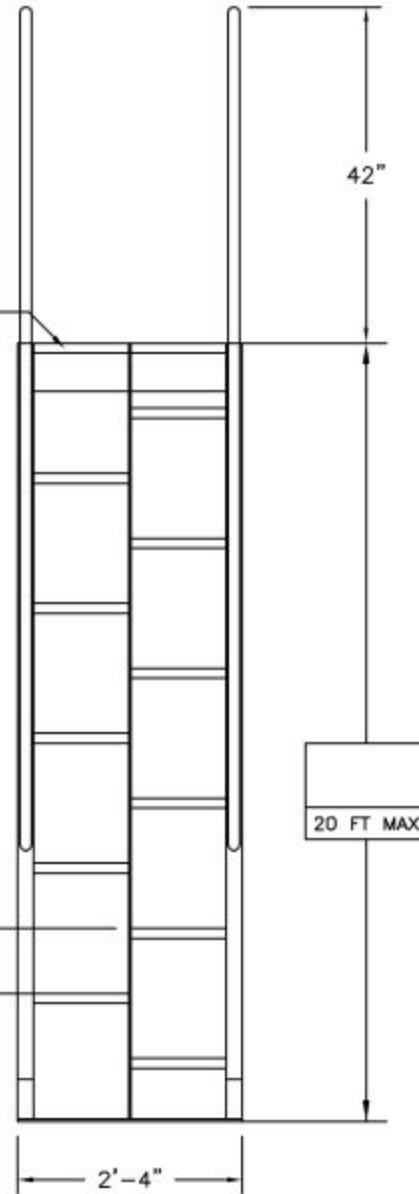
3" X 2" X 1/8" ALUMINUM TUBING STRINGER (6005-T5)

10" X 1/4" ALUMINUM FLAT BAR CENTER STRINGER (6005-T5)

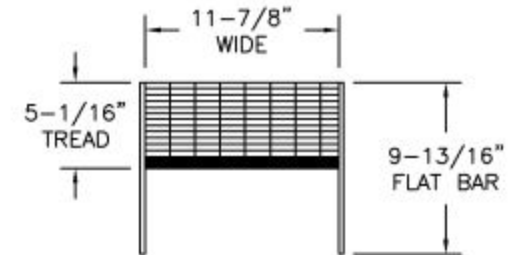
6" x 1/4" ALUM MOUNTING PLATE TYP TOP/BOTTOM

68° STANDARD 56° AVAILABLE

RISER HEIGHT (8" MIN - 9-1/2" MAX)



TREAD PLAN VIEW  
(TREADS ARE 11" DEEP FOR 56° AT)



HALF TREAD PLAN  
(TOP RIGHT SIDE)

NOTE:  
ALL BOLTS/FASTENERS NECESSARY TO ANCHOR LADDER ARE BY OTHERS.

FACTORY FINISH  
ALUMINUM-MILL FINISH

AT-2

OSHA 1910.25

**Precision Ladders, LLC**  
 P.O. BOX 2279 Morristown, TN 37816-2279  
 Ph: (423) 586-2265 Fax: (423) 586-2091  
 www.PrecisionLadders.com

DWG. CHECK	ARCH'T OR ENG'R	PROJECT		PRECISION REP
BUILT BY:	PURCHASE ORDER	DATE	PURCHASER	SERIAL#
CHECKED BY:	DRAWN BY: DNH	DATE 4/4/17	MODEL# AT-	QTY.